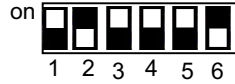


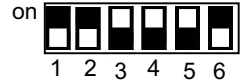
KA SLEDEĆIM DISTRIBUTERIMA

TASTER ZVONA




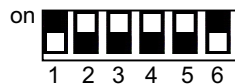
MONITOR 2

TASTER ZVONA




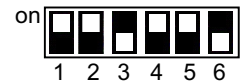
MONITOR 3

TASTER ZVONA



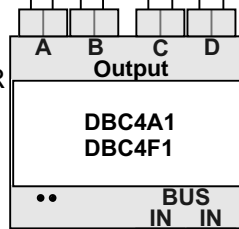
MONITOR 1

TASTER ZVONA



MONITOR 4

DISTRIBUTER



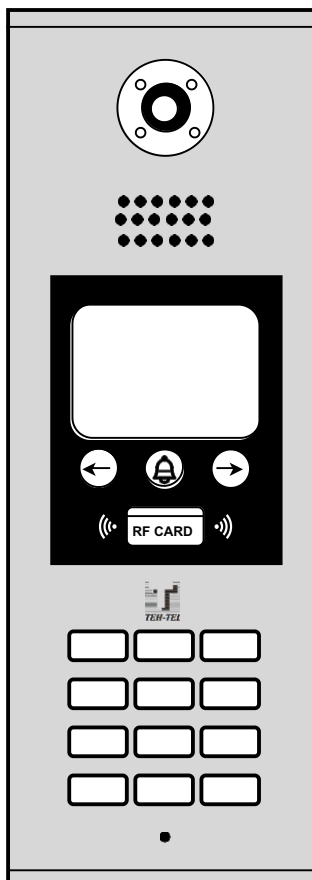
DBC4A1

PREKIDAČ IMPEDANSE PREBACITI U "OFF" OSIM NA POSLEDNJEM DISTRIBUTERU

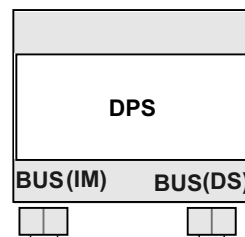
DBC4F1

DIP 1 i 2 PREBACITI U "OFF" OSIM NA POSLEDNJEM DISTRIBUTERU NA KOME DIP 1 TREBA PREBACITI NA "ON"

**POTREBNO JE PRIDRŽAVATI SE
PREPORUČENE INSTALACIJE**

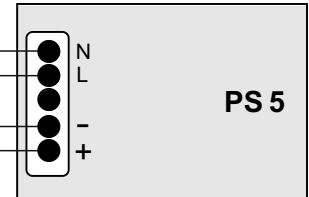


BUS
+12V
LK-
LK+
NO
EB-
EB+
321
JP_LK



230V ~

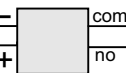
NAPAJANJE



CRNA

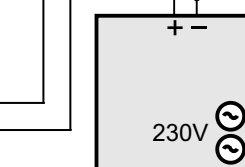
CRVENA

RELEJ



EL. PRIHVATNIK

TASTER ZA IZLAZ



NAPAJANJE ZA EL. PRIHVATNIK